

12.6' NEWPORTER C-200

CATALINA SWIM
The Original Swim Spa Since 1980

151" x 89" x 45" - 10" CR

2 River
Jets

28 Therapy
Jets

2 Pumps

1300 Gallons



Standard Features

- Premium Lighting Package:
 - Underwater, Perimeter, and Fountains
- Touchscreen Controls
- Water Resistant Bluetooth Audio System
- UV Sanitation System
- 2 Back Lit Waterfalls
- LED Underwater Lighting
- 6 LED Back Lit Water Fountains
- LED Back Lit Jets
- 2 LED Cabinet Accent Lights
- WiFi
- Stainless Exercise Rail
- Insulated Cover
- Ceramic Swim Lane Tile
- Ceramic Water Line Tile
- 100 Sq. Ft. High Performance Filtration
- Therapy Seating
- Deluxe Catalina Skirting



Gallons: 1,300

Weight: 2,700 lbs. Dry | 13,575 lbs. Full

Pump: Dual pumps: 7 BHP

Electrical: Hardwired 220V 60Amp

Acrylic Interior



Sterling

Ceramic Tile



Navy

Cabinet Options



Chestnut



Graphite

Available Upgrades

- AnyTemp® Hot and Cold Spa System
- Swim Pole & Harness System
- Aqua Swim Bike
- Fresh Water Mist System
- 8 LED Underwater Side Lights
- 24 LED Perimeter Lights
- Extreme Foam Insulation
- Balboa SmartSwim™
- Row Kit
 - The Row Kit comes with a rowing kit as well as two resistance bands for your arms (2) and legs (2) that attach at the wrist and ankles respectively.

Warranty

Structure: 10 Years
Shell: 5 Years
Components: 5 Years
Plumbing: 5 Years
Labor: 18 Months

Glass Tile Options



Gold Iridescent Bronze






















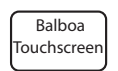



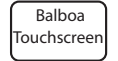
Blue Steel

2025 Catalina Spas 12.6' Newporter 2 Pumps (C-200)

Modified: 11/13/2025 KMS Rev. #3

Mold: C-200	
Fittings: 28 Catalina Jets & Valves w/ Filter Weir	
Pumps: 2 Pumps: (1) 14A EE 2-Spd. + (1) 15A 1-Spd.	
Voltage: 220V - 60A Service Breaker	
Dimensions: 89" x 151" x 45" - 10" CR	
Fill(Gals): Min: 1250/ Max: 1350	Weight:
SKU: AQL-C200-2-2	
Control Panel: Spa Touch Panel	
Domestic: LPIBP20 Pack w/ 4 KW Heater	
Standard Equipment: LED Backlit Jets / LED Backlit Valves /LED Backlit Waterfalls	
LED Backlit Cup Holders / LED Backlit Fountains / Cabinet Accent LED Lights	
Swim Handrails / Ceramic Decorative Side & Swim Lane Tiles /	
Ozone / UV / Wi-Fi / BT Subwoofer Audio	
Optional Equipment: LED Perimeter Light Upgrade / LED Side Light Upgrade	
Row Kit Upgrade / Misters / Smart Swim / Chiller (Height Increase to 51")	

Symbols Legend

 Bullet Jet SKU: 425-0276	 2" Divertor SKU: 425-0321	 5" Main Light SKU: 425-0227	 PerimeterLED Light SKU: 425-0163
 2" Directional Jet SKU: 425-0229	 Air Control SKU: 425-0326	 Suction Fitting SKU: 425-0064	 3" Main Light SKU: 425-0318
 5" Directional Jet SKU: 425-0233	 1" Waterfall Control SKU: 425-0319	 3" Speaker SKU: 425-0430	 18" Spillover Waterfall SKU: 425-0163
 5" Twin Spin Jet SKU: 425-0235	 Fountain Waterfall SKU: 425-0024	 Fresh Water Mister SKU: 430-0368	 Lo-Profile Floor Drain SKU: 425-0420
 5" Quad Roto Jet SKU: 425-0353	 SwimFlex Pole Base SKU: 430-0283	 8" River Jet SKU: 425-0069	 Balboa Touchscreen
 Ozone Jet SKU: 425-0345	 Swim Handrail SKU: 435-0024	 Pillow #437 SKU: 435-0229	 SpaTouch 2TC SKU: 430-0455

