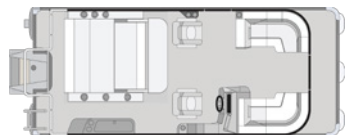

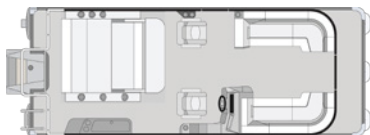


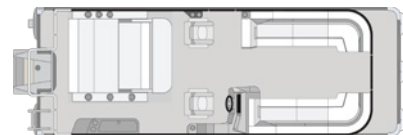
# VISION SPLASH PAD



21'



23'



25'

## EQUIPPED STANDARD

### CONSTRUCTION

- 46 Gallon Fuel Tank
- 8.5' Wide Beam
- Full Length Riser
- 25"/27" Diameter Multi-Chambered Pontoons
- Corner Castings Black Powder Coated
- Stainless Steel Flip-Up Cleat
- 1-1/4" Powder Coated Railings
- Wall Mounted Doc/Nav Light
- Helm Courtesy Light
- 4-Step Stainless Steel Rear Ladder
- Lift & Lock Gate / Hinges
- Gate Stops
- Stainless Steel Ski Tow Bar

### PERFORMANCE

- Q3 Triple Toon Package
- XPA Cable Actuated Electric Steering

### INTERIOR

- Ultra Flow V2 Furniture System
- Woven Flooring
- Windscreen
- Table Assembly
- Premium Soft-Grip Steering Wheel with Tilt
- Helm Storage
- Blue LED Lighted Cup Holders
- Cup Holders (2) Portable
- High Back Reclining Captain Seat with Slider

### LIGHTING & ELECTRONICS

- Garmin 9" MFD ECHOMAP Display
- Helm Wireless Charger
- Helm Mounted USB-C Charger
- Furniture USB/USB-C Chargers
- Battery Disconnect - Single
- Blue LED Lighted Cup Holders
- Exterior Blue Lighting Package

### STEREO

- JL Audio MM50 Radio with (4) JL M3 Blue LED Speakers

### HARDWARE

- Phender Pro Quick Release Package

### BIMINI

- Snapless Mooring Cover
- Bimini 9.5' Manual with Black Canvas

## UPGRADES

### CONSTRUCTION

- EZ Step Premium Ladder
- In-Floor Storage

### PERFORMANCE

- Q3V Triple Toon Package
- Q3X Triple Toon Package

### INTERIOR

- Cup Holders Single Portable
- Upgrade to Cool Touch Fabric

### LIGHTING & ELECTRONICS

- RGB Lighting
- Battery Disconnect - Dual with Smart Switch

### STEREO

- JL Audio AMP & 10" Subwoofer

### HARDWARE

- High Pressure Washdown
- Saltwater Package

### LAYBACK

- Flip-Up Privacy
- Refreshment Center
- Tilt-Out Trash Center
- Flip-Up Table & Storage Drawer

### BIMINI

- Bimini 9.5' Power
- Bimini Front Extension 23' - 25' Only (N/A on Power Bimini)
- Bimini Privacy Drop Down Curtain

### VANTAGE WRAP

- Black Vantage Wrap

## WALLS



## UPHOLSTERY



## ACCENT

