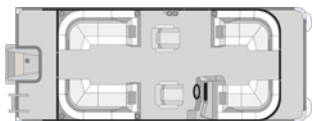

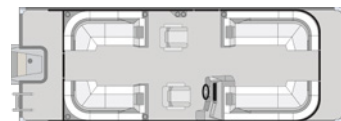


# SPORT RLS



21'



23'

## EQUIPPED STANDARD

### CONSTRUCTION

- Full Length Riser
- 23" Diameter Multi-Chambered Pontoons
- 8' Wide Beam
- Corner Castings Black Powder Coated
- Stainless Steel 6" Cleat
- 1-1/4" Powder Coated Railings
- Wall Mounted Nav Light
- Helm Courtesy Light
- 4-Step Stainless Steel Rear Ladder
- Lift & Lock Gates / Hinges
- Gate Stops

### PERFORMANCE

- 2-Toon Package

### INTERIOR

- Windscreen
- Woven Flooring
- Soft-Grip Steering Wheel with Tilt
- Helm Storage
- Cup Holders
- Low Back Non-Reclining Captain Seat with Slider
- Analog Helm Gauges
- 4 Position Switch Panel

### LIGHTING & ELECTRONICS

- Helm Mounted USB/USB-C Charger
- Battery Disconnect - Single

### STEREO

- Clarion CMM10 Stereo with (4) Standard Speakers

### BIMINI

- Bimini 9.5' Manual with Black Canvas

## UPGRADES

### CONSTRUCTION

- 24 Gallon Fuel Tank
- Wall Mounted Dock/Nav Light
- Stainless Steel Ski Tow Bar

### INTERIOR

- Table Assembly
- High Back Reclining Captain Seat with Slider
- Upgrade to Cool Touch Fabric

### PERFORMANCE

- XPA Cable Actuated Electric Steering
- i3 Triple Toon Package

### HARDWARE

- Saltwater Package

### BIMINI

- Snapless Mooring Cover

## WALLS



## UPHOLSTERY



## ACCENT

